

SUMMER VACATION HOMEWORK NURSERY



1



My Daily Talk Time

Speak 2–3 simple sentences daily with parents.
Example: “My name is...”, “I like mango”




2



Finger Fun Art

Make 5 finger paintings
(sun, tree, flower, ice cream, rainbow).



3



Helping Hands

Keep toys back after playing.
Water plants with a small mug.



4



Sound Play

Identify sounds:
A for Apple, B for Ball (orally only).



5



Rhyme Time

Learn any 3 rhymes
with actions.



6



Healthy Eating Activity

Identify fruits at home
and say their names.



7



Outdoor Fun

Walk barefoot on grass
(with supervision).



INSTRUCTIONS FOR PARENTS

- ★ Encourage, don't force.
- ★ Focus on speaking and doing, not perfect writing.
- ★ Spend at least 20–30 minutes daily.
- ★ Appreciate your child's effort and creativity.



WEEKLY FUN CHALLENGE (ALL CLASSES)

- Mango Day** – Draw or taste mango and talk about it.
- Water Play Day** – Play with water safely and learn “Save Water”.
- Dress-Up Day** – Dress like your favourite character.
- Memory Day** – Share 1 happy summer moment.

SUBMISSION (After Vacation)

- Bring:
- Scrapbook / 3–5 best worksheets
 - 1 craft item
 - Be ready for a small Show & Tell.



SUMMER VACATION HOMEWORK

LKG


1 Picture Talk

Look at a picture and speak 3–4 lines about it.



2 Pre-writing Skills

Practice standing lines, sleeping lines, curves (in notebook or sand tray).



3 Alphabet Fun

Recognize A–Z. Match letters with objects at home.



4 Number Fun

Count objects (1–20) using toys, fruits, etc.



5 Creative Corner

Make 1 craft per week:

- Ice cream with paper
- Paper fan
- Sun using leaves



6 Role Play

Act as a teacher / doctor / parent and speak few lines.



7 Nature Walk

Collect leaves/flowers and paste in scrapbook.



8 Helping Hands

Help at home in simple tasks like setting the table, keeping things in place, etc.



9 Healthy Eating Activity

Identify fruits and vegetables at home and say their names.



10 Rhyme Time

Learn any 3 rhymes with actions.



11 Art & Craft Fun

Use waste materials at home to make something creative.



12 Outdoor Fun

Play outdoor games with family.



INSTRUCTIONS FOR PARENTS

- ★ Encourage, don't force.
- ★ Focus on speaking and doing, not perfect writing.
- ★ Spend at least 20–30 minutes daily.
- ★ Appreciate your child's effort and creativity.

WEEKLY FUN CHALLENGE (ALL CLASSES)

Mango Day



Draw or taste mango and talk about it.

Water Play Day



Play with water safely and learn "Save Water".

Dress-Up Day



Dress like your favourite character.

Memory Day



Share 1 happy summer moment.

SUBMISSION (After Vacation)

Bring:

- ✓ Scrapbook / 3–5 best worksheets
- ✓ 1 craft item
- ✓ Be ready for a small Show & Tell.



SUMMER VACATION HOMEWORK

UKG

LEARN
EXPLORE
ENJOY

1 Story Time

Listen to a story and narrate it in 5-6 sentences.



2 Writing Practice


Write:

- A-Z (capital & small)
- Numbers (1-50)
- Your name and simple words



3 Math Fun

- Count objects up to 50.
- Identify shapes in surroundings.



4 Show & Tell

Choose any object and speak 5 lines about it.



5 Creative Project

Make a "My Summer Scrapbook" including:

- Drawings
- Photos
- 1 favorite memory



6 Life Skill Activity

Help in making lemonade / fruit salad (with supervision).



7 Good Habits Chart

Make a chart and tick daily:

- Brushing teeth
- Saying "Thank you"
- Helping parents



8 Read & Learn

Read age-appropriate books daily and share what you learned.



9 Nature Explorer

Observe plants, birds, insects, clouds, etc. Draw or click pictures and paste in scrapbook.



10 Write & Draw

Write 5 lines on "My Summer Vacation" and draw a picture to match.



11 Helping Hands

Help in small household tasks like watering plants, arranging books, setting the table, etc.



12 Fitness Fun

Do simple yoga or exercise daily and stay healthy!



INSTRUCTIONS FOR PARENTS

- ★ Encourage, don't force.
- ★ Focus on speaking and doing, not perfect writing.
- ★ Spend at least 20-30 minutes daily.
- ★ Appreciate your child's effort and creativity.



WEEKLY FUN CHALLENGE (All Classes)

Mango Day



Draw or taste mango and talk about it.

Water Play Day



Play with water safely and learn "Save Water".

Dress-Up Day



Dress like your favorite character.

Memory Day



Share 1 happy summer moment.

SUBMISSION (After Vacation)

Bring:

- ✓ Scrapbook / 3-5 best worksheets
- ✓ 1 craft item
- ✓ Be ready for a small Show & Tell.



Have a Safe, Happy & Learning-Filled Summer! ♥